

## MOUNT PELION INTENSIVE COURSES IN PATHOLOGY



### Centaur Chiron - Asclepius Legacy

Organized by the Hellenic Division, IAP



## INTENSIVE COURSE IN HEMATOLYMPHOID PATHOLOGY

May 18-20, 2025

VALIS Hotel - Agria, Magnesia, Greece

**A Resounding Success:** The 6<sup>th</sup> Mount Pelion Intensive Course on Hematolymphoid Pathology was held from May 18 to 20, 2025 in Agria.

This event is a continuation of the previous 5 successful Courses, reinforcing the commitment of the Hellenic Division of IAP to provide high-quality education to pathologists, mostly to those from the neighboring Balkan and Eastern European countries.

The inception of the Mount Pelion Intensive Courses in Pathology was driven by the desire to create an inclusive and motivating learning environment. We aimed to support our colleagues, mostly from regions with limited access to advanced pathology training. By offering low registration fee and affordable accommodation, we have ensured that these valuable educational opportunities would remain accessible.

Our gratitude goes to the distinguished invited speakers who contributed to the success of the Course. Their participation was vital in achieving our primary goal of supporting colleagues from underserved areas in pathology. The high standards maintained in all these Courses align with the IAP's mission of continuing education, considering them as significant scientific events.

The financial backbone of these courses is mostly the Hellenic Division of IAP, which is funded through member dues and registration fees. In this occasion, we had a partial financial support from the Education Committee of the Central IAP. Therefore, we must acknowledge this

contribution. It is worth noting, that we have maintained our independence, not seeking support from medical companies. This approach underlines our commitment to offer impartial and high-quality education.

On behalf of the Hellenic Division, I extend my heartfelt thanks to all tutors for accommodating their kind travel arrangements. We are proud that the IAP recognizes these Courses as major educational events, reflecting our dedication to advancing pathology education.

The scientific program of the Course, which was prepared by George Kontogeorgos in collaboration with the invited speakers, included a comprehensive range of lectures on Hematolymphoid Pathology. The structure of this program was a demanding task, mainly due to the need to select topics while avoiding overlap and redundancy.

The selection criteria for the invited speakers were strict: they had to be renowned pathologists, internationally recognized, leaders in their fields and contributors to the WHO classification editions. The effort was significant, especially considering the challenge of gathering experts in Agria, a virtually unknown location on the world map. The successful outcome of the event was evident for both speakers and participants who expressed their satisfaction.

The tutors, in particular, made a significant impact, delivering 16 hours of lectures on 12 topics related to Hematolymphoid Pathology and participating in lively discussions.

Unfortunately, due to severe conjunctivitis, German Ott was unable to travel and actively participate. However, he was able to deliver his lectures virtually.

Carefully selected Chairpersons coordinated the sessions, ensuring that the program schedule was tight and encouraging active participation in the discussions. In addition to Greek pathologists, 22 of the 47 participants were representatives from Balkan, Western European and other countries, such as Georgia, Romania, Israel, Ireland, Italy, Kosovo, Moldova, Portugal, Serbia, Ukraine and USA.

The participants enjoyed their stay in Agria, benefiting from the local hospitality, the warm weather and the clear sea waters that made their free time pleasant. The management of the Valis Resort hotel provided excellent service, ensuring a comfortable stay. The invited speakers were particularly pleased with the luxury of upgrading their standard rooms to suites with stunning sea views of the Pagasetic Gulf.

In addition to the scientific program, a half-day excursion to the picturesque villages of the Mount Pelion was organized. Participants enjoyed taking photos of the villages, beaches and stunning natural scenery of the area.

During the Course, a Business Meeting of our Division organized Elections for the new Executive Committee of the Hellenic Division.

**Guest Speaker Testimonials:** After the end of the Course, the guest speakers shared their positive comments and thoughts about the event. Their comments highlight the successful outcome of the Course, provide motivation and inspiration for the organization and improvement of the future Mount Pelion Intensive Courses in Pathology.

*Their responses to George Kontogeorgos are as follows:*

- *Dear George,  
I would like to echo all the wonderful comments expressed. It was a pleasure and an honor to be part of the meeting alongside great colleagues.  
  
The program was thoughtfully organized, and the topics fit together in a very complementary manner. You and the organizing team were superb hosts. Thank you for your hospitality and all the efforts that you put to ensure the success of the meeting.  
  
It was clear from the engagement and steady attendance by the participants that they found the program informative and educational, so in that sense the primary goal of the course was nicely achieved.  
With best regards,  
Joe Khoury*

- *Dear Georgios,*

*It was a true privilege to be invited to participate in the Course, and an absolute pleasure to be part of such a thoughtfully organized and inspiring event.*

*I thoroughly enjoyed every lecture, the opportunity to meet fellow speakers, and the meaningful interactions with participants - as well as with you and your dedicated, welcoming team. The village was utterly charming, the resort superb, and the tour of the Mount Pelion villages was a delightful highlight.*

*I sincerely hope you continue to organize these exceptional intensive Courses, which provide such valuable learning and exchange opportunities for pathologists from the Balkans, across Europe, and beyond..*

*One thing I wish I had done more of was connecting with all the attendees. These exchanges are incredibly enriching for both sides. Perhaps future editions could include more structured opportunities for interaction between speakers and participants - potentially sparking collaborations, mentoring relationships, or simply greater insight into practices across different countries.*

*As I write this on the plane home, I'm already looking forward to listening to the wonderful CD you gave us. Thank you so much for such a gracious and personal gift - sharing your music is a truly generous gesture.*

*Thank you, from the bottom of my heart, for your kind invitation and warm hospitality.*

*With all best wishes,  
Valentina Nardi*

- *Dear George and all,*

*I would like to echo the rest of the group's sentiments. Thank you for putting on such a fantastic meeting - it was an honor to get to speak to your audience and your endless hospitality was greatly appreciated. Thank you, again, for the invitation to participate!*

*Best to you all,  
Kelsey McHugh*

- *Dear Georgios,*

*It seems I missed a wonderful, inspiring and highly appreciated course and time in Agria. Thank you for setting up the ZOOM so quickly and efficiently and special thanks to Daphne and Mats for diving into my talks and their willingness to pursue the plan B.*

*I hope to meet you all sometime in Agria!  
My best regards,  
German Ott*

- *Dear Georgios,  
I can only echo Imma and Valentina in thanking you for having given us the opportunity to contribute to the Intensive Course. It has been a great pleasure in all respects; the excellent talks, the discussions with colleagues and participants, the setting in lovely Agria, the tour.  
  
I am looking forward to the weekend to take time to listen to your music and discuss your compositions with your colleague composer my brother. Much to my pleasure, also our van-driver Stergios turned out to be a musician! Classically trained and focused on an interesting fusion of classical, traditional and other types of music as he told me. I will also check him out on you tube!  
Thank you once more for this wonderful experience, and wishing you all the best,  
Daphne de Jong*
- *Dear George, dear all,  
I would also like to take the opportunity to thank you for an exceptional meeting, reflecting your hospitality and enthusiasm to teach pathology worldwide. It was a true privilege to take part, and it was great to meet you all and share memorable experiences  
Kind regards  
Mats Ehinger*

- *Dear Georgios,  
I would also like to echo all the comments by others for such a wonderful meeting. I am truly honored to participate the meeting and enjoyed all aspects of the meeting. Thank you and your colleagues for organizing such a high-quality training Course, and your warm hospitality!  
  
I thoroughly enjoyed and will enjoy these memories for a long time.  
Kind regards,  
Ming-Qing Du*
- *Dear Georgios,  
Thank you very much for your impeccable organization of the Intensive Course in Hematolymphoid Pathology in Agria.  
  
It was truly a pleasure and an honor to participate in such a high-quality educational event, both in terms of scientific content and cultural experience. The warm hospitality, engaging discussions, and collegial atmosphere made the course especially rewarding.  
  
I wish you all the best in preparing the next course,  
Regards,  
Immacolata Cozzolino*



Banner of the Intensive Course in Hematolymphoid Pathology



George Agrogiannis, President of the Hellenic Division IAP and George Kontogeorgos, former President of IAP, delivering the opening address




General photo of the participants with the Faculty of the Course



George Kontogeorgos, with the guest speakers



Daphne de Jong gives a lecture on Hodgkin lymphoma



Eleni Kourea chairing a virtual session by German Ott



Immacolata Cozzolino presents the FNA diagnostics of lymph nodes



Immacolata Cozzolino receives the silver medal of the Courses by Eleni Thodou



Valentina Nardi talking on molecular testing for myeloid neoplasms



Mats Ehinger lecturing on lymphomas and mimics




Kelsey E McHugh delivering her presentation



Kelsey E McHugh receives from Joseph Khoury the silver medal with the logo of the Courses



Ming-Qing Du talks on lymphomas and mimics



Paraskevi Tziakou chairing a session



Joseph Khoury introduces the new WHO classification of hematolymphoid tumors



Joseph Khoury receives the silver medal with the logo of the Courses from George Kontogeorgos



View to Pagasetic Gulf from above Mount Pelion



Typical traditional architecture of Mount Pelion in the village Visitsa



Anta Cheva chairing a session



George Kontogeorgos delivers the closing remarks of the Course

## The Faculty of the Intensive Course in Hematolymphoid Pathology Pathology



### Joseph Khoury

- Professor and Chair, Department of Pathology, Microbiology and Immunology, University of Nebraska Medical Center, Omaha NE, USA
- Chair Member of the WHO Classification of Tumors Standing Editorial Board
- He also has played a leadership role at national and international level in standardizing cancer and biomarker reporting
- Author of more than 345 in peer-reviewed papers, in addition to textbooks and book chapters



### Daphne de Jong

- Professor of Hematopathology, Amsterdam University, Medical Centers, Amsterdam, The Netherlands
- Department of Pathology, the Netherlands Cancer Institute, Amsterdam, the Netherlands
- Member of the Expert Editorial Board of 5th edition of the WHO classification of hematolymphoid tumors, 2022
- Past-president of the European Association for Hematopathology (2018-2021)
- Author of more than 200 peer-reviewed papers and chapters in books



### Immacolata Cozzolino

- Department of Pathology, Academic Hospital "AOU L. Vanvitelli", Naples, Italy
- Research focused on FNAC cytopathology, in particular on lymph node and extranodal pathology and corresponding standardized reporting system
- Member of expert panel of the WHO Reporting System for Lymph Node, Spleen and Thymus Cytopathology
- Author of 157 publications



## **Kelsey E McHugh**

- Senior Associate Consultant, Department of Laboratory Medicine and Pathology, Mayo Clinic Arizona, Arizona, AZ USA
- Member of the Editorial Board of the WHO Reporting Systems for Liver Cytopathology
- Expert in inflammatory disorders of the gastrointestinal tract, pancreatobiliary tract, liver and cytopathology
- She has delivered lectures nationally and internationally and is the author of more than 30 papers published in peer-reviewed journals as well as several book chapters



## **German Ott**

- Professor of Pathology, Department of Clinical Pathology, Robert-Bosch Krankenhaus and Dr. Margarete Fischer-Bosch Institute of Clinical Pharmacology, Stuttgart, Germany
- Member of the WHO Reporting Systems
- Author of more than 400 papers published in peer-reviewed Journals
- Research projects on Genetic and biologic alterations in lymphomas
- Gene expression-based survival model for patients with follicular lymphoma
- Genetic polymorphisms in patients with follicular lymphoma



## **Ming-Qing Du**

- Professor of Oncological Pathology and Consultant Molecular Pathologist, Cambridge University Hospital NHS Foundation Trust, UK
- Editorial Board Member of the 5th edition WHO Hematolymphoid Tumors classification
- Author of more than 240 papers published in peer-reviewed Journals
- Active research in molecular pathology and genetics of marginal zone lymphoma, diffuse large B-cell lymphoma and nodal T follicular helper cells lymphoma



## **Valentina Nardi**

- Associate Professor of Pathology, Harvard Medical School
- Associate Director of Hematological, Molecular Pathology, Massachusetts General Hospital, Boston MA, USA
- Research on molecular characterization of myeloid neoplasms, focused to uncover underlying genetic driver mutations amenable to therapeutic intervention or responsible for acquired resistance to therapy
- Co-author of more 170 articles
- Contributor to the 5th edition of The WHO classification of hematolymphoid tumors, 2022



## **Mats Ehinger**

- Associate Professor of Hematopathology
- Senior Lecturer of Pathology, Lund University, Sweden
- Chair of the Swedish standardization group of hematopathology
- Member of expert panel and co-author of the WHO Reporting System for Lymph Node, Spleen and Thymus Cytopathology
- Organizer of multiple courses in hematopathology at national and international levels
- Co-author of more than 80 articles

## Intensive Course in Hematopoietic Pathology VALIS Hotel - Agria, May 18-20, 2025

Sunday 18 May, 2025	12:00-14:00	Transportation from the airport		
		Welcome to Valis Hotel		
	13:30-16:20	Registrations		
	16:20-16:30	Opening	George Agrogiannis - George Kontogeorgos	
			Chairperson: George Kontogeorgos	
	16:30-17:00	Hematolymphoid Tumors	Joseph Khoury Introduction to the 5th Edition WHO classification of hematolymphoid tumors	
	17:00-17:30	Leukemias	Joseph Khoury Myeloid neoplasms and precursor states: Overview and practical approach	
	17:30-18:00	Leukemias	Joseph Khoury Acute leukemias: State-of-the-art for practicing pathologists	
	18:00-18:30	Histiocytic/dendritic cell neoplasms	Joseph Khoury Histiocytic/dendritic cell neoplasms: Overview and practical approach	
	18:30-19:00	Coffee break		
			Chairperson: Eleni Kourea	
	19:00-19:30	Lymphomas	German Ott Indolent B-cell lymphomas - Part 1	
	19:30-20:00	Lymphomas	German Ott Indolent B-cell lymphomas - Part 2	
	20:00-20:30	Lymphomas	German Ott Aggressive B-cell lymphomas - Part 1	
	20:30-21:00	Lymphomas	German Ott Aggressive B-cell lymphomas - Part 2	
	21:00-22:00	Dinner		
			Chairperson: Angeliki Cheva	
Monday 19 May, 2025	8:00-8:30	Lymphomas	Daphne De Jong T- and NK-cell lymphomas: how to resolve their differential diagnoses - Part 1	
	8:30-9:00	Lymphomas	Daphne De Jong T- and NK-cell lymphomas: how to resolve their differential diagnoses - Part 2	
	9:00-9:30	Lymphoid proliferations	Daphne De Jong Hodgkin lymphoma: Old and new differential diagnostic paradigms	
	9:30-10:00	Lymphoid proliferations	Daphne De Jong A new approach to immune deficiency/dysregulation-associated lymphoid proliferations	
	10:00-13:30	Excursion to Mount Pelion Villages		
	13:30-14:30	Lunch		
	14:30-16:00	Free Time		
				Chairperson: George Agrogiannis
		16:00-16:30	Myelodysplasia	Valentina Nardi Myeloproliferative neoplasms
		16:30-17:00	Mastocytosis	Valentina Nardi Mastocytosis
	17:00-17:30	Other topics	Valentina Nardi Myeloproliferative and myelodysplastic/myeloproliferative neoplasms	
	17:30-18:00	Other topics	Valentina Nardi Molecular testing for myeloid neoplasms	
	18:00-18:30	Coffee break		
			Chairperson: Maria Samara	
	18:30-19:00	Molecular Pathology	Ming-Qing Du Molecular pathology of marginal zone lymphoma	
	19:00-19:30	Molecular Pathology	Ming-Qing Du Clonal evolution and lymphoma relapse	
	19:30-20:00	Molecular Pathology	Ming-Qing Du Myc translocation in B-cell lymphoma: partner matters	
	20:00-20:30	Molecular Pathology	Ming-Qing Du Molecular pathology of nTFH lymphoma	
	20:30-21:00	Free Time		
	21:00-22:00	Dinner	Business Meeting of the Hellenic Division IAP	
Tuesday 20 May, 2025	7:30-8:30	Breakfast		
			Chairperson: Eleni Thodou	
	8:30-9:00	Cytopathology	Immacolata Cozzolino 1st Edition WHO reporting system for lymph node, spleen and thymus cytopathology: Overview	
	9:00-9:30	Cytopathology	Immacolata Cozzolino FNAB diagnosis of lymph nodes: ancillary techniques	
	9:30-10:00	Cytopathology	Immacolata Cozzolino FNAB diagnosis of lymph nodes: a practical approach, part I (selected cases)	
	10:00-10:30	Cytopathology	Immacolata Cozzolino FNAB diagnosis of lymph nodes: a practical approach, part II (selected cases)	
	10:30-11:00	Coffee break		
				Chairperson: Paraskevi Tziakou
	11:00-11:30	Lymphoma	Mats Ehinger Ancillary testing in FNAB of lymph node diagnosis including preanalytical issues	
	11:30-12:00	Lymphoma	Mats Ehinger Lymphomas and mimics using ancillary testing correlating cytology with histology, Part 1	
12:00-12:30	Lymphoma	Mats Ehinger Lymphomas and mimics using ancillary testing correlating cytology with histology, Part 2		
12:30-13:00	Lymphoma	Mats Ehinger Lymphomas and mimics using ancillary testing correlating cytology with histology, Part 3		
13:00-14:00	Lunch			
14:00-16:00	Free Time			
			Chairperson: Joseph Khoury	
	16:00-16:30	Infectious lesions	Kelsey McHugh Infectious and reactive processes correlating cytology with histology - Part 1	
	16:30-17:00	Tumors of the GI tract	Kelsey McHugh Infectious and reactive processes correlating cytology with histology - Part 2	
	17:00-17:30	Tumors of the GI tract	Kelsey McHugh Site specific Hematolymphoid Tumors of the GI Tract - Part 1	
	17:30-18:00	Hematolymphoid tumors	Kelsey McHugh Site specific Hematolymphoid Tumors of the GI Tract - Part 2	
	18:00-18:05	Closing remarks	George Kontogeorgos	
	18:05-21:00	Free Time		
	21:00-22:00	Dinner		
Wednesday 21 May, 2025	7:30-8:30	Breakfast		
	7:00-11:00	Transportation to the airport		
	12:00	Latest Check-out		

# MOUNT PELION INTENSIVE COURSES IN PATHOLOGY



Centaur Chiron - Asclepius Legacy

Organized by the Hellenic Division, IAP

[hellenicdivisionofiap@gmail.com](mailto:hellenicdivisionofiap@gmail.com)

[website: https://hd-iap.gr/](https://hd-iap.gr/)



## Hematolymphoid Pathology

May 18 to 20, 2025 - Agria, Greece

Valis Hotel and Conference Center

Agria - Greece

[reservations@valisresort.gr](mailto:reservations@valisresort.gr)

Invited speakers:

Mats Ehinger, Lund, Sweden

Valentina Nardi, Boston MA, USA

Joseph Khoury, Omaha NE, USA

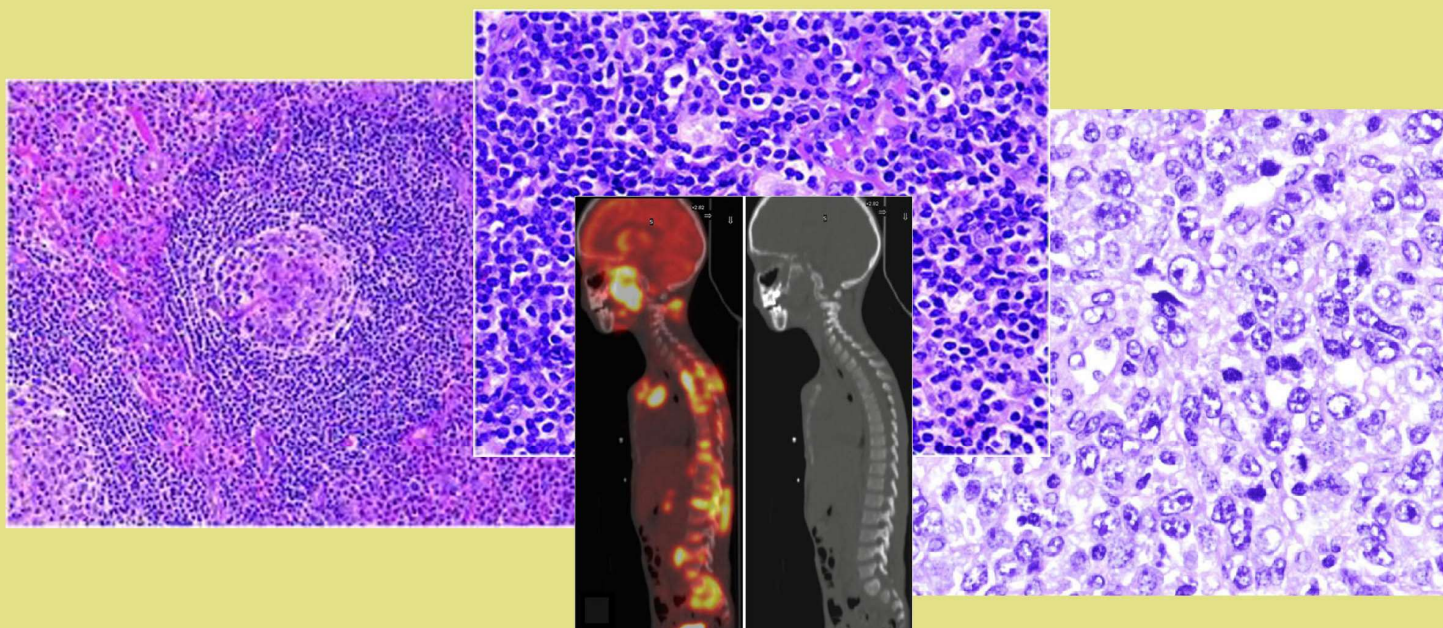
Daphne De Jong, Amsterdam, The Netherlands

Kelsey E McHugh, Arizona AZ, USA

German Ott, Stuttgart, Germany

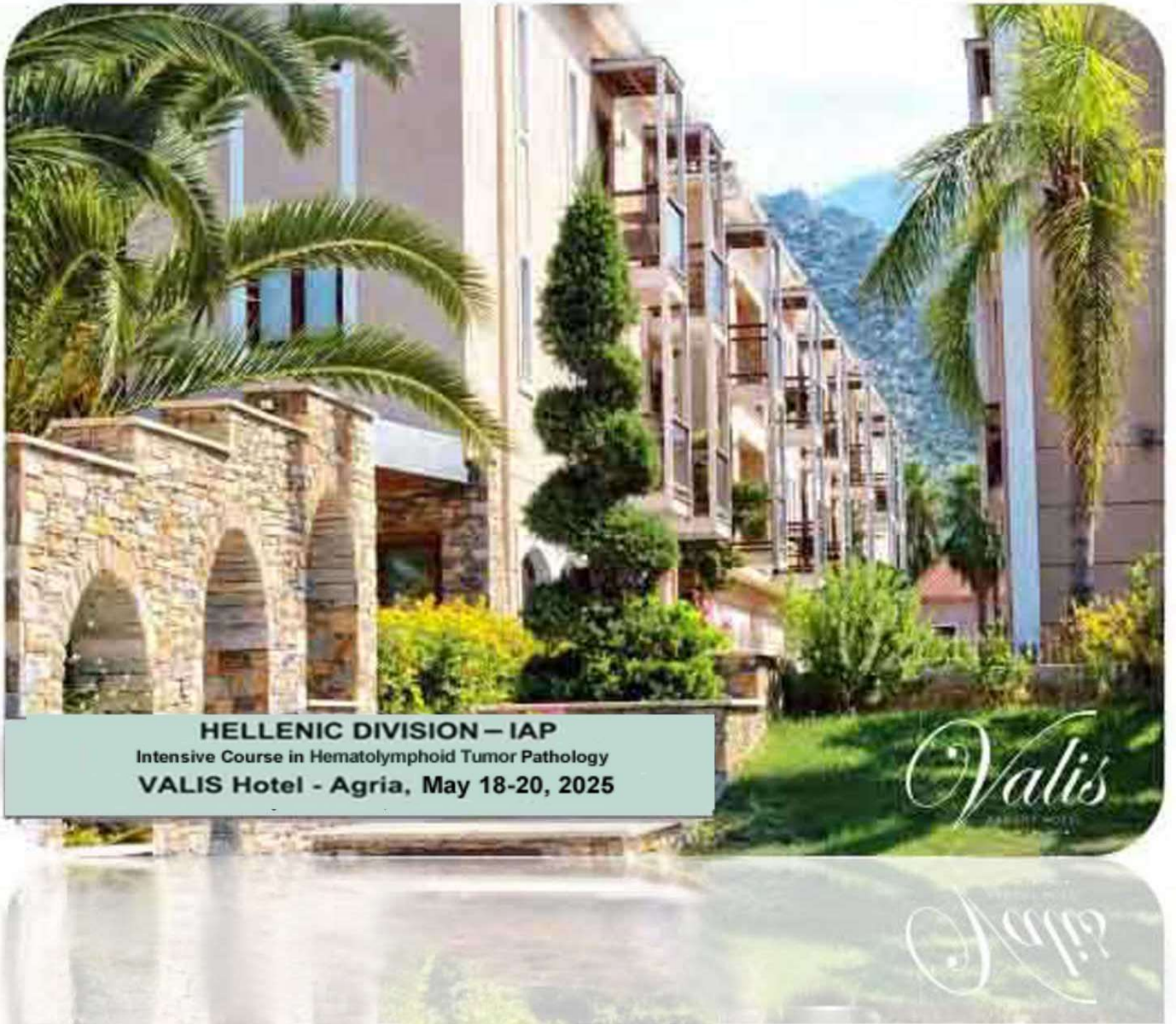
Ming-Qing Du, London, UK

Immacolata Cozzolino, Naples, Italy



# Valis

all season all classic ★ ★ ★ ★ ★



**HELLENIC DIVISION – IAP**  
Intensive Course in Hematolymphoid Tumor Pathology  
**VALIS Hotel - Agria, May 18-20, 2025**

**Valis Hotel & Conference Center**  
P.C. 37300 Agria Volos Greece  
Tel: +30-24280-97260 - 5  
Fax: +30-24280-97200  
reservations@valishotel.gr  
website: www.valisresort.gr



## INTENSIVE COURSES IN PATHOLOGY Centaur Chiron - Asclepius Legacy

Organized by the Hellenic Division, IAP

May 7-9, 2023

VALIS Hotel, Agria, Magnesia, Greece

<https://hd-iap.gr/>



### NEXT COURSE

**Neuropathology** is the topic of the next Course to be held on May 17-19, 2026. We intent to prepare a comprehensive scientific program. Please, mark the dates in your calendar and come back to Agria.



[hellenicdivisionofiap@gmail.com](mailto:hellenicdivisionofiap@gmail.com)

### Executive Committee, Hellenic Division of IAP

Paraskevi Tziakou

President

Argyro-Ioanna Ieronimaki

Secretary-Treasurer

Angeliki Cheva

Treasurer

Eleni Kourea

Member

George Agrogiannis

Past President

George Kontogeorgos

Honorary President