

MOUNT PELION INTENSIVE COURSES IN PATHOLOGY**Centaur Chiron - Asclepius Legacy**

Organized by the Hellenic Division, IAP

**INTENSIVE COURSE IN HEAD AND NECK PATHOLOGY**

September 18-20, 2022

VALIS Hotel - Agria, Magnesia, Greece

The Mount Pelion Intensive Courses in Pathology, organized annually, take place in Agria, a wonderful town by the seashore of Mount Pelion. The initial idea for the courses was raised on the fact that according to the Hellenic Mythology, the centaur Chiron, teacher in Medicine of Asclepius, ancient God of Medicine, used to live in the forests of Mount Pelion. These courses are thought to follow the centaur Chiron - Asclepius legacy in terms of continuing medical education.

The 3rd course on Head and Neck Pathology was initially scheduled for April of 2020. However, due to Covid-19 pandemic it was postponed twice. Because of the high quality standards, these courses are considered as a major event of the IAP.

The goals of IAP focus towards continuing education. Our intention was to motivate pathologists, mostly from the Eastern European and the neighboring Balkan countries and offer them an outstanding educational event with affordable accommodation. I would like to extend my sincere thanks to all invited speakers, for their kind arrangements with the airfare tickets, realizing that the main scope of course is to support our colleagues from countries underserved in Pathology.

In collaboration with the invited speakers, we prepared a comprehensive and up-to-date scientific program, covering the majority of this subject. The criteria for selection of the invited speakers are the following: to be international leaders in pathology and also contributors to the WHO Blue Book classification editions. Thus, their participation guarantees an outstanding impact. Unfortunately, the last minute, the flight of Philippe Vielh was cancelled. For this reason, he delivered his presentations virtually.

During the course, the tutors, transmitted positive energy. They offered 18 hours lectures on 36 topics, covering a wide spectrum of the Head and Neck Pathology.

During the course, the tutors, transmitted positive energy. They offered 18 hours lectures on 36 topics, covering a wide spectrum of the Head and Neck Pathology. They remained in the conference room for all three busy days of the course. Their active contribution to lively discussions was amazing. For them, it was a great opportunity to meet together, exchange mutual ideas and make future plans.

The attendees showed remarkable devotion during the presentations. It was a truly enthusiastic and vibrant audience of pathologists intending to enhance their knowledge, by absorbing updated information. The Hellenic Division has to express sincere thanks to all participants for their contribution in making this event unforgettable.


Among 75 attendees, in addition to Greek participants, there were delegates from Balkan countries (Albania, Serbia, Slovenia), from Eastern European (Azerbaijan, Georgia) and western countries (Austria, UK, USA).

It is appropriate to acknowledge the contribution of chairpersons, who moderated the sessions and of attendees, for their participation in the discussions. Finally, Paraskevi Tziakou, Secretary of the Hellenic Division has to take the credit for her valuable help in the preparation of the handouts and in the logistics.

We strongly believe that the scope of contribution to the continuing education was accomplished. We are quite confident that the main objective of the IAP to support education has been achieved. In particular, the participation of delegates from countries underserved in pathology, encourages our Division to keep on working with enthusiasm and discipline, to offer the Mount Pelion Intensive Courses, as a continuation of the legacy of the Centaur Chiron - Asclepius. I wish to prepare the next course, without any obstacles.



George Agrogiannis, President of the Hellenic Division of IAP with George Kontogeorgos, former President of IAP during the opening



George Kontogeorgos delivering the closing remarks of the Course

Invited speakers and participants had a pleasant stay in Agria, enjoying the warm local hospitality, the nice weather and the clear sea waters. Those who stayed in Valis Resort Hotel have experienced a comfortable and reasonable accommodation. The invited speakers had the pleasure to appreciate the luxury, by getting an upgrade of their standard rooms to suites with a spectacular view to Pagasetic Gulf.

It is true that in addition to science, the social events always contribute to making the free time pleasant during the days of the course. A complimentary guided tour to the Archeological Museum of Volos was offered to the invited speakers and participants. They also had the chance to attend a well received piano evening concert, arranged especially for them.

After three "intensive" scientific days, it seems that speakers and participants were happy for the successful outcome of the course. As it happens in any organization of the Agria Courses, the speakers were asked to submit their comments and thoughts that might help to improve the next Course, which is already prepared.

Below are the comments of the invited speakers highlighting the importance of the Course. Their input give us inspiration and encouragement to continue this endeavor:

- *Dear George, it was a wonderful course with very interested participants in a beautiful place. I enjoyed being part of this. You did a wonderful job in organizing this and I cannot think of any suggestions for improvement.*
Sincerely,
Elisabeth Bloemena

- *It was so lovely, I have nothing but positive feedback. Thank you very much for hosting us.*
Justin Bishop
- *Dear George, what a marvelous experience this has been! It's quite a luxury to have the time to sit and learn from dear colleagues, and reconnect with them. A sincerest thank you for organizing this.*
Margie Brandwein-Weber
- *Dear George, I missed the opportunity to meet you and the other speakers physically in Agria !*
- *Ready to come in Greece if you need me again. Warmly,*
Philippe Vielh
- *Dear George, it was an honour and a pleasure to be included to speak on the course. The venue was delightful and the organisation was excellent. Thanks again to you and your team for your kind hospitality. Thanks to the rest of the Faculty for the superb talks and great company. Best wishes to All,*
Ann Sandison
- *Dear George, thank you again for the privilege to present at the Intensive Course in Head and Neck Pathology in Agria you so thoughtfully organized.*
- *The conference was superb with both the evolving cutting edge diagnoses and pearls for clinical practice. The format and content was excellent. Nothing I see that should be altered for future symposiums.*
- *Yes, the Hellenic hospitality, accommodations and such clear water were so refreshing. I do hope you have taken a few days rest after such a marathon to see this session through. Warmly,*
Michelle Williams



Roderick Simpson lecturing



Toshikata Nagao during this presentation

- *Dear George, I should like to thank you for your hospitality at the recent course in Agria. It was indeed an honour and a pleasure to be invited to speak on the course.*
- *I thought the course itself was of a very high standard, and I myself learnt quite a bit from the other speakers.*
- *As others have said, I also think you did a wonderful job in organising this and I cannot think of any suggestions for improvement. Everything worked perfectly, such as the projection and electronic support, and the hotel and social events were superb – even the weather was ideal!*
- *I am so pleased that you decided to postpone the course, so we could do it in person, rather than do it virtually – there really is no substitute for the real thing.*
- *Thank you again for your hospitality and asking me to participate. With kind regards,*

Roddy Simpson

- *Dear George, Dear friends, my sincerest thanks go to George for navigating this course in the dire waters of the pandemic. It was a wonderful opportunity to meet the expert colleagues in person and to speak in this beautiful location.*
- *My respect to your organization George, everything possible in the course worked to a high level of satisfaction. Thank you so much !*

Ilmo Leivo

- *Dear George, thank you so much for the invitation and your warm hospitality. It was really a great pleasure to participate with outstanding speakers in a fantastic meeting at a beautiful place.*
- *The organization was excellent and the program was absolutely perfect. Also, I had a wonderful time talking with my esteemed colleagues. Please continue the course in this form by all means! With kind regards,*

Toshitaka Nagao

The silver medal, which is the logo of the Intensive Courses in Pathology, presents the centaur Chiron with his student Asclepius holding a rod with a snake. Going back to Greek mythology, Asclepius appears in ancient vase paintings, carrying a rod, which is thick at the bottom and tapers towards the top. A serpent is coiled around it. The rod with the snake is still a symbol of Medicine. The rod symbolizes the authority and support that a physician needs in practicing medicine. The serpent was an ancient symbol of longevity, healing and renewal, because it changes its skin every year. The three semicircles formed on the rod by the twisting of the serpent symbolize intelligence, prudence and truth. As a symbol of medicine, the rod of Asclepius, had been forgotten in the depths of the centuries and only during the Renaissance it came back to the fore. It was first adopted in France in 1798.



Eleni Thodou chairing a virtual presentation of Philippe Vielh



George Agrogiannis, President of the HD-IAP and George Kontogeorgos, former President of the IAP during opening



Elisabeth Bloemena giving an update dysplasia grading of oral leukoplakia



Margaret Brandwein-Weber presenting risk stratification of oral cancer



Michelle Williams presenting mucosal melanomas



Ann Sandison during her lecture



Roderick Simpson offering Toshitaka Nagao the appreciation Certificate and the silver medal of the Mount Pelion Intensive Courses in Pathology



Ilmo Leivo during his lecture



Justin Bishop presenting
emerging entities of the salivary gland



Paraskevi Tziakou, tireless Secretary
of the Hellenic Division of IAP



George Kontogeorgos with Members of the Faculty



Visit to the Archeological Museum of Volos



View of the Conference Room



George Bourgadze, President of the Georgian Division chairing a session



September 18, 2022
Time: 20:45

PIANO EVENING
Panos Galanopoulos plays:
Ludwig van Beethoven
Felix Mendelssohn
Frederic Chopin
Johannes Brahms
George Kontogiorgos

CONCERT PROGRAM

Ludwig van Beethoven
Piano sonata no. 15, Op. 28, II Adante

Felix Mendelssohn
Variations sérieuses, Op. 54
Theme and 17 variations

Frederic Chopin
Etude no. 7, Op. 25

Johannes Brahms
Scherzo, Op. 4

George Kontogiorgos
Pour Claire
In the Wirpool of South

Program of the Piano Evening Concert



The pianist Panos Galanopoulos during the Evening Concert



The pianist Panos Galanopoulos with the composer George Kontogiorgos



Relaxing time by the shore. George Kontogiorgos with his former residents

The Faculty of the Intensive Course in Head and Neck Pathology



Philippe Vielh

- Professor of Pathology, Department of Pathology Medipath and American Hospital of Paris
- Author of more than 300 articles in peer review journals
- Contributor, WHO Classification of Head and Neck Tumors of 2017
- Chair, Cytopathology Working Group of the ESP
- Ex-President, French Society of Clinical Cytology (SFCC)
- Ex-President, International Academy of Cytology (IAC)
- Recipient of the LC Tao "Educator of the Year" Award, 2007 given by the Papanicolaou Society of Cytopathology
- Recipient of the Maurice Goldblatt (IAC) Awards, 2014



Elisabeth Bloemena

- Professor in Oral Pathology, Academic Centre for Dentistry and UMC, location VUmc, Amsterdam
- Consultant, Department of Pathology, Radboudumc, Nijmegen, Netherlands
- Contributor to the WHO Classification of Tumors
- Co-author in more than 190 papers in international peer-reviewed journals, on subjects of fundamental and applied oncology and immunology



Justin A Bishop

- Professor of Pathology and Director of Head and Neck Pathology at University of Southwestern, Dallas, TX, USA Contributor with 15 chapters WHO Classification of Tumors of the Head and Neck Tumors of 2017
- Editor-in-chief for Seminars in Diagnostic Pathology and associate editor for Modern Pathology and JAMA Otolaryngology - Head and Neck Surgery
- Author of more than 280 articles, 19 book chapters, 5 books and lead author of the AFIP Fascicle of Salivary Gland Tumors



Ilmo Leivo

- Professor of Pathology and Head of the Department of Pathology, University of Turku, Finland
- Contributor to WHO Classification of Head and Neck Tumors, 4th ed 2017
- Author of 170 original papers in peer-reviewed Journals
- Vice President for Europe IAP and Past President, Finnish Division
- Past Secretary, ESP
- Past Head and Neck Working Group, ESP



Margaret Brandwein-Weber

- Professor of Pathology and Site Chair, Icahn School of Medicine at Mount Sinai, Mount Sinai West/Mount Sinai Beth Israel, New York, NY, USA
- Author of over 130 articles and 53 Chapters in Books
- Co-author, WHO Classification of the Head and Neck Tumors, 4th ed 2017
- Outstanding Teacher Award, Department of Pathology, Montefiore Medical Center, Bronx, NY
- Past President, North American Society of Head and Neck Pathology



Roderick Simpson

- Professor of Pathology, University of Calgary, Canada
- Past Consultant in Histopathology, Royal Devon and Exeter Hospital, Devon, UK
- Contributor to the WHO Head and Neck Tumors 2005 and 2017
- Author of several papers and chapters in textbooks, including the 2nd ed. of Gnepp's Diagnostic Surgical Pathology of the Head and Neck
- Past Chair of the ESP Working Group on Head and Neck Pathology
- Past Secretary of the ESP and the British Division of the IAP



Michelle D Williams

- Professor, University of Texas MD Anderson Cancer Center, Houston, TX, USA
- Dedicated Head and Neck Pathologist for the past 15 years
- Co-author, WHO Classification, Pathology and Genetics of Head and Neck and of Endocrine Tumors
- Author of more than 150 publications in peer-reviewed Journals
- Involved with global standardization of pathologic reporting of the International Collaboration for Cancer Reporting (ICCR)
- Present for the North American Society of Head and Neck Pathology



Toshitaka Nagao

- Professor and Chairman, Department of Anatomic Pathology, Tokyo Medical University, Tokyo Japan
- Editorial Board Member of the 3rd, 4th, 5th eds. of the WHO Classification of Head and Neck Tumors
- Expert Committee Member, Int. Collaboration on Cancer Reporting
- Co-author of over 240 peer-reviewed articles and chapters for several books, including 21 chapters in WHO Blue Books, Barnes' Surgical Pathology of the Head and Neck, and Gnepp's Diagnostic Surgical Pathology of the Head and Neck



Ann Sandison

- Consultant Histopathologist and Honorary Senior Lecturer, Guy's and St Thomas' Hospital NHS Trust / Kings College London, UK
- Co-author and editorial board member, WHO Classification of the Head and Neck Tumors 2005 and 2015
- Author of about 100 papers in peer-reviewed Journals
- Member, Head and Neck Pathology working group of the ESP
- Member, British Division, IAP

Intensive Course in Head and Neck Pathology
VALIS Hotel - Agria, September 18-21, 2022
Program

Sunday Sept 18,2022	10:00-13:00	Transportation from the airport		Chair person: George Agrogiannis - George Kontogeorgos
	13:00-15:50	Registrations		
	15:50-16:00	Opening		
Chair person: Eleni Thodou				
	16:00-16:30	CYTOLOGY	Philippe Vielh	FNA cytology: principles and limitations
	16:30-17:00	SALIVARY GLANDS	Philippe Vielh	The Milan System for Reporting Salivary Gland Cytopathology
	17:00-17:30	THYROID	Philippe Vielh	The grey zone in FNA cytology of thyroid gland lesions
	17:30-18:00	THYROID	Philippe Vielh	The Bethesda System for Reporting Thyroid Cytopathology: recent updates
	18:00-18:30	Coffee break		
Chair person: George Bourgadze				
	18:30-19:00	ODONTOGENIC LESIONS	Elisabeth Bloemena	Odontogenic cysts and tumors (Part 1)
	19:00-19:30	ODONTOGENIC LESIONS	Elisabeth Bloemena	Odontogenic cysts and tumors (Part 2)
	19:30-20:00	LEUKOPLAKIA	Elisabeth Bloemena	Update on dysplasia grading in oral leukoplakia
	20:00-20:30	MUCOEPIDERMOID CARCINOMA	Elisabeth Bloemena	Mucoepidermoid carcinomas update and genetics
	20:45-21:30	Music Event		
	21:30	Dinner		
Monday Sept 19,2022	7:00-9:00	Breakfast		
Chair person: Linda Giannikaki				
	9:00-9:30	SALIVARY GLANDS	Justin A Bishop	Emerging salivary gland tumors (Part 1)
	9:30-10:00	SALIVARY GLANDS	Justin A Bishop	Emerging salivary gland tumors (Part 2)
	10:00-10:30	NASAL-PARANASALS	Justin A Bishop	Emerging sinusoidal tumors (Part 1)
	10:30-11:00	NASAL-PARANASALS	Justin A Bishop	Emerging sinusoidal tumors (Part 2)
	11:00-13:00	Visit to Archeological Museum		
	13:00-14:00	Lunch		
	14:00-15:00	Free time		
Chair person: Paraskevi Tziakou				
	15:00-15:30	SALIVARY GLANDS	Ilmo Leivo	Intraductal carcinoma of salivary glands
	15:30-16:00	NASOPHARYNX	Ilmo Leivo	Non-endemic nasopharyngeal carcinoma
	16:00-16:30	ORAL TUMORS	Ilmo Leivo	New generation of biomarkers in head and neck squamous cell carcinoma
	16:30-17:00	SINUSOIDS	Ilmo Leivo	Sinonasal intestinal-type adenocarcinoma and wood dust exposure
	17:00-17:30	Coffee break		
Chair person: George Agrogiannis				
	17:30-18:00	ORAL TUMORS	Margaret Brandwein-Weber	Risk stratification for oral cancer
	18:00-18:30	ORAL TUMORS	Margaret Brandwein-Weber	HPV status in oropharyngeal squamous cell carcinoma
	18:30-19:00	LARYNX	Margaret Brandwein-Weber	Laryngeal carcinoma
	19:00-19:30	THYROID	Margaret Brandwein-Weber	The American Thyroid Association Risk of Recurrence Guidelines
	19:30-21:00	Free time		
	21:00	Dinner		
Tuesday Sept 20,2022	7:00-8:30	Breakfast		
Chair person: Efi Kyrodimou				
	8:30-9:00	SALIVARY GLANDS	Roderick HW Simpson	Warthin tumour and tumour-like lesions of salivary glands
	9:00-9:30	SALIVARY GLANDS	Roderick HW Simpson	Myoepithelial tumors, including pleomorphic adenoma
	9:30-10:00	SALIVARY GLANDS	Roderick HW Simpson	Acinic cell and secretory carcinomas; polymorphous adenocarcinoma
	10:00-10:30	SALIVARY GLANDS	Roderick HW Simpson	Miscellaneous malignancies, including carcinoma ex PA and metastases
	10:30-11:00	Coffee break		
Chair person: Dimitris Papaioannou				
	11:00-11:30	MUCOSAL MELANOMA	Michelle D Williams	Mucosal Melanomas: Staging, Genetics & Therapeutic Considerations
	11:30-12:00	MUCOSAL MELANOMA	Michelle D Williams	Differential diagnosis and mimics of mucosal melanoma
	12:00-12:30	PARAGANGLIOMAS	Michelle D Williams	Paragangliomas: Sites of Development & Genetics
	12:30-13:00	PARATHYROID	Michelle D Williams	AJCC & ICCR: Diagnosing & Reporting Parathyroid Carcinomas
	13:00-14:00	Lunch		
	14:00-15:00	Free time		
Chair person: Roderick HW Simpson				
	15:00-15:30	SALIVARY GLANDS	Toshitaka Nagao	Ancillary testing in diagnostic salivary gland tumor pathology
	15:30-16:00	SALIVARY GLANDS	Toshitaka Nagao	Basaloid salivary gland tumors
	16:00-16:30	SALIVARY GLANDS	Toshitaka Nagao	Differential diagnosis of clear cell and oncocytic salivary gland tumors
	16:30-17:00	SALIVARY GLANDS	Toshitaka Nagao	Salivary duct carcinoma: clinicopathological and therapeutic aspects
	17:30-18:00	Coffee break		
Chair person: Ilmo Leivo				
	18:00-18:30	BONE	Ann Sandison	Bone tumors and fibro-osseous lesions
	18:30-19:00	LARYNX	Ann Sandison	Sarcoma of larynx and ectopic lesions in sinonasal tract
	19:00-19:30	EAR	Ann Sandison	Tumors and other lesions of the ear
	19:30-20:00	LYMPH NODES	Ann Sandison	Neck - cysts - differential diagnosis
	20:00-20:05	Closing remarks		
	21:00	Dinner		
Wednesday Sept 21,2022	7:00-9:00	Breakfast		
	6:00-11:00	Transportation to the airport		
	12:00	Latest Check-out		

MOUNT PELION INTENSIVE COURSES IN PATHOLOGY



Centaur Chiron - Asclepius Legacy

Organized by the Hellenic Division, IAP

hellenicdivisionofiap@gmail.com

[website: https://hd-iap.gr/](https://hd-iap.gr/)



Head and Neck Pathology

September 18 to 20, 2022, Agria, Greece

Valis Hotel and Conference Center

Agria - Volos, Greece

reservations@valisresort.gr

Invited speakers:

Roderick HW Simpson, Calgary, Canada

Ilmo Leivo, Turku, Finland

Michelle D Williams, Houston TX, USA

Justin A Bishop, Dallas, TX, USA

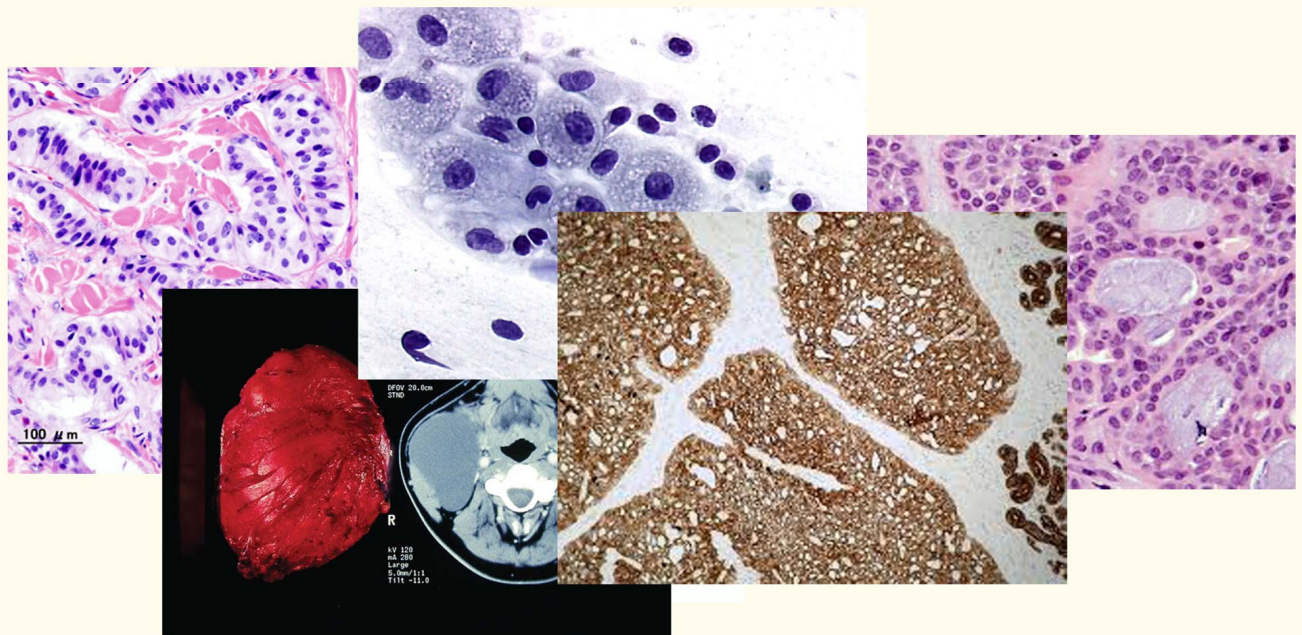
Elisabeth Bloemena, Amsterdam, Netherlands


Philippe Vielh, Paris, France

Margaret Brandwein-Weber, New York, USA

Toshitaka Nagao, Tokyo, Japan

Ann Sandison, London, UK





HELLENIC DIVISION - IAP
Intensive Course in Head and Neck Pathology
September 18-20, 2022

Valis Hotel & Conference Center
P.C. 37300 Agria Volos Greece
Tel: +30-24280-97260 - 5
Fax: +30-24280-97200
reservations@valishotel.gr
website: www.valisresort.gr

NEXT COURSE

INTENSIVE COURSE IN ENDOCRINE PATHOLOGY

Centaur Chiron - Asclepius Legacy

Organized by the Hellenic Division, IAP

May 7-9, 2023

VALIS Hotel, Agria, Magnesia, Greece

<https://hd-iap.gr/>



Endocrine Pathology will be the topic of the next Course that will take place in May 7-9, 2023. We promise to construct a comprehensive scientific program. Please, mark the dates in your calendar and come back again to Agria.



hellenicdivisionofiap@gmail.com

Executive Committee, Hellenic Division of IAP

George Agrogiannis
President

Paraskevi Tziakou
Secretary

Dimitrios Bouklas
Treasurer

Eleni Kourea
Member

Kitty Pavlakis
Past President

George Kontogeorgos
Honorary President