



INTERNATIONAL ACADEMY OF PATHOLOGY HELLENIC DIVISION

DEPARTMENT OF PATHOLOGY G. GENNIMATAS ATHENS GENERAL HOSPITAL
154 MESSOGION AVENUE, GR-11527 ATHENS-HELLAS

e-mail: hellenicdivisionofpathology@gmail.com
www.hd-iap.gr



Terminating my tenure as President of the International Academy of Pathology by the end of 2018, I would like to report my activities from the day of my installation. Most of these have already been presented to the Executive Council of the IAP during the USCAP meetings in San Antonio TX, USA, in Vancouver BC, Canada, and in the International Council of the XXXII International Congress of the IAP, in Dead Sea, Jordan. The reports are as follows:

PRESIDENT'S REPORT, San Antonio TX, March 2017

Dear members of the Executive Committee, I feel honored for my election to this prestigious post of the IAP. It is my commitment to continue the mission of IAP in promoting global education in Pathology. The year 2016 was very important, because of the first joint IAP/ESP International Congress held last September in Cologne, Germany. The organizing skills of Dr. Dietmar Schmidt and members of the German Division made the Congress extremely successful. There were more than 3000 delegate pathologists from 107 countries. Many of the submitted abstracts were selected as oral presentations and the remaining as electronic posters. I do appreciate the generous donations for bursaries provided to 100 pathologists from underserved countries. Another 59 bursaries were offered mostly by the IAP Central and the British Division of the IAP. During the Congress I gave an update on the new WHO classification of pituitary adenomas.



Delivering my presentation in Cologne Congress

The Ceremony of my installation as President of the IAP took place during the General Assembly, where I received the Presidential Medallion along with the Gavel. Official photographs, taken by Dr. Robin Cook, editor of the News Bulletin were published in Vol. 57 (No 4), 2016.

www.iapcentral.org/news/iap-news-bulletins



After installation with the Presidential Medallion and the Gavel




With Antonio Lombart-Bosch and Kristin Henry, former Presidents and Eduardo Santini Arajua, past President

The historical annotation of the Medallion is as follows: The insignia of office, the Presidential Medallion was presented by Dr. Kash Mostofi in 1976 along with the Gavel. The current Medallion is the second that was donated by Kash and that was in 1998 to replace the first Medallion that had been lost / stolen. The Gavel was made from a piece of timber saved from the demolition of



the first Army Medical Museum at the Armed Forces Institute of Pathology in Washington. The first presentation of the insignia of office was at the October 1976 Council meeting at the XI IAP Congress in Washington, DC, USA, where Kash Mostofi presented them to Nate Kaufman, the incoming President; "the President's Collar of the Academy (now known as the President's Medallion) to be worn on all formal occasions in order that the IAP may be known to all and sundry by its Chief Officer and the Gavel as a symbol of the legal powers of the office vested in you by members of the Academy. The latter to be used with reticence but when necessary, with emphasis. The President's Lap pin was introduced in 2016 in the Cologne Congress.



President's Medallion (left, center) and Lapel pin (right)

Our colleagues from the Arab Division of the IAP, led by Dr. Ismail Matalaka are working hard for the upcoming XXXII IAP Congress of 2018 in Dead Sea. Jordan is the safest place in Middle East with many historical sites and wonderful landscapes. Located close to Europe and in between Asia and Africa will attract many delegates. Therefore, I am pretty convinced that this Congress will be a success.

I have to congratulate the team of the Australasian Division of the IAP for the successful bid in Cologne. Sydney will be the host city of the International Congress of the IAP of 2022. We are planning the official site visit in June. In addition to the business meetings, I will give a presentation in the 41st Annual IAP Australasian (ADIAP) Scientific Meeting.

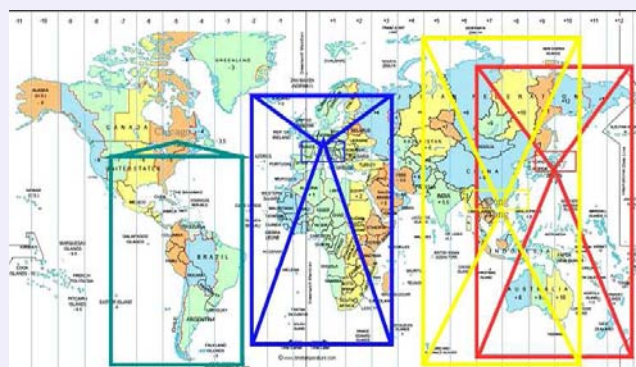
I have to give the credit to the Education Committee of the IAP for being very active and generous, by providing financial support to local scientific events, organized by underserved countries and by maintaining bursaries for junior pathologists to participate in the IAP International Congresses. I am happy to see that the "International Education" session during USCAP meetings became a tradition and I am glad to co-chair this session together with Dr. Dahlstrom on Tuesday March 7.

Several issues have come out during the last years, including the formation of Assemblies, composed of IAP Divisions of major geographic areas. Assemblies can play an important role in the harmonization of education and can also motivate pathologists of neighboring countries, either joint them or form their own Divisions. The Schools of Pathology introduced by the British Division of the IAP, also greatly contribute to the

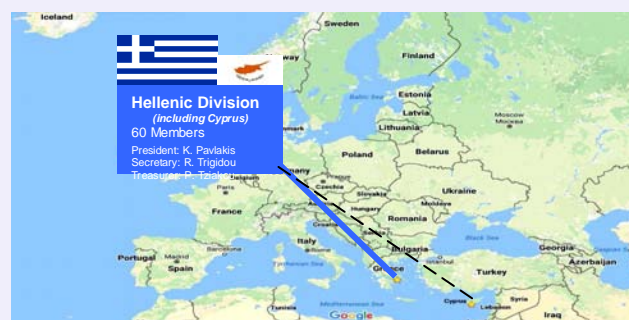
educational activities by organizing annual programs.

Another significant project that offers assistance to counties underserved in Pathology is the Goodwill/ Visiting/IAP Ambassador Program, initially introduced by Prof. Kristin Henry. According to my personal experience as IAP Ambassador in two separate visits to Turkey and Georgia, I found this program an extremely important educational tool. For this reason, I have to reinforce it, by recruiting tutors to offer their knowledge. Meanwhile, I asked Dr. Bharat Nathwani from Duarte, CA and Dr. Kitty Pavlakis, current President of the Hellenic Division of the IAP to serve as IAP Ambassadors making the necessary arrangements. Dr. Nathwani will visit San Juan, Puerto Rico and Dr. Pavlakis Armenia in May 2017.

Telepathology, including virtual microscopy, webinars and teleconferences represent modern, powerful educational means. Webinar broadcasting within a frame of 2 hour difference time zones may cover a wide spectrum of countries. The invited pathologists to attend webinars have a real-time feedback; they may ask questions and actively participate in the discussion. Free webinars provide excellent education services, with no travel cost for the participants.



Broadcasting Time Zones



Example of the world map showing the Hellenic Division

IAP needs innovations. An internet global map showing all IAP Divisions according to their geographic distribution in the settings of Assemblies should be constructed. So, the user can have a quick finger of the world map.

The News Bulletin needs to become modern according to electronic facilities available through Internet. A quiz



case of the month may trigger the interest of the readers. A barcode could redirect to the original publication, including images and tables. So, the reader can have full access, even using a smartphone or tablet display.



Barcode Reader – smartphone display

We are living in the Internet era, witnessing everyday challenges with a tremendous number of applications and facilities available through cyberspace. I do believe that time has come for a global educational revolution, in order to give power to all and make education possible anywhere.

I am looking forward to make progress with various Divisions and Assemblies, and attend more scientific events. I have to thank you again for the continuing support.

PRESIDENT'S REPORT, Vancouver CA, March 2018

Dear members of the Executive Committee, I have the honor to present my report to you. It is unfortunate that I must start with unpleasant news. The last year we had a series of losses. It was sad that Dr. Konrad Muller, from Australia, past President of the IAP passed away in July 2017. I retain very good memories from the time of his Presidency. Konrad was a great supporter of the XXVII International Congress of the IAP, held in Athens in 2008. He actually organized with Dr. Kristin Henry a very well attended Symposium on *"Dendritic Cell Tumors and Proliferations"*.

Also, Dr. Marcello Franco passed away on August 24th. Marcello has served the Academy for many years as Vice President for Latin America and he was the President of the XXVIII International Congress of the IAP that was held in 2010 in Sao Paulo, Brazil.

Lastly, it was truly sad to hear on September 29th the news about the passing away of our Past President Dr. Eduardo Santini de Araujo, another great loss for the IAP family. Eduardo was an honest person, a really brave man. Despite his long lasting serious illness he managed to attend all IAP, ESP and USCAP meetings.

The last year was also very important to me, for I had the chance to travel to several countries, mostly Asian-Pacific and met in person several local pathologists. In April 2017, I attended the 10th APIAP Congress that was held in Nusa Dua Bali, Indonesia. There were more than 600 delegates including about 100 invited Speakers worldwide. I participated in session "Mistakes made, Lessons learnt" and I co-chaired an education session. Both of them were excellent and very well attended. I also participated in the business meetings of the APIAP and the Asia-Pacific Society of Molecular Immunohistology (APSMI). I was deeply impressed witnessing the friendly and polite collaboration of the representatives of different countries and their efficient way of making decisions.



Delivering my presentation in Bali Congress



HK Ng and Samir Amr (Chair persons), Blake Gilks, Robert Eckstein, Mike Wells and George Kontogeorgos (speakers)



Education session: Dilani Lokuhetty, Dato Norain Karim, George Kontogeorgos, Bethy S. Hernowo, Filipina Amosa – Lei Sam and Gyeongsin Park



Early June 2017 we had together with Dr. Ray McMahon, Charles Ramey and Jim Crimmins the typical site visit in Sydney, Australia, host city of the IAP International Congress of 2022. The organizers had properly planned our site inspection. We visited the Exhibition and Convention Center, several hotels located around Darling Harbor, the old City Hall and we had a business meeting with members of the Australasian Division. It was a very good idea to see the Convention Center functioning during the ADIAP meeting. Therefore, we are convinced that the Australasian Division will organize a successful International Congress of 2022 in Sydney.



Jim Crimmins, George Kontogeorgos, Jane Dahlstrom, Charles Ramey and Ray McMahon in Sydney

During the ADIAP meeting in Sydney I presented the innovations of the new WHO in classification of pituitary tumors.



During my presentation in the ADIAP meeting in Sydney

The 29th European Congress of Pathology held in 2017 in Amsterdam was successful with over 3000 delegates

from 100 countries, who attended 150 sessions in 26 topics, and about 1000 posters. The ESP/IAP education joint session I had to chair with Dr. Pierre Bedossa was attended by more than 200 pathologists.



Education session: Dina Tiniakos, Pierre Bedossa, Annette Schmitt-Graeff, George Kontogeorgos, Ghazi Zaatari and Jane Dahlstrom

During the Education Committee Business Meeting in Amsterdam we approved the minutes from San Antonio, funding in principal the Argentine Division and the IAP Ambassador proposal by Dr. Fernando Schmitt from Porto, Portugal to visit Mozambique.



Education Committee: Mary Leader, Ray McMahon, Blake Gilks, Dietmar Schmidt, George Kontogeorgos, Jane Dahlstrom, Adekunle Adesina and Annette Schmitt-Graeff

In October 9, 2017 I visited Tel Aviv, Israel. I had a business meeting with leading pathologists, members of the Israeli Division at Sheba Medical Center, the largest Hospital of this Country. My visit was welcomed and Dr. Iris Barshack, Head of the Department of Pathology who expressed her satisfaction for the interest of the IAP for Israeli pathologists. I advised the Israeli Division to join the European Assembly and become member. I also suggested them to make associations with less



developed Divisions, mostly of the former Russian Federation countries, in order to transfer experience and contribute to education. The main problem with these countries is that pathologists do not speak English, whereas several well educated Israeli pathologists speak Russian fluently. In particular, they proposed to organize education programs and visit these countries. Lastly, I asked them to have a close contact with the Central IAP by reporting regularly their scientific activities and updating the names and e-mails of their Officers.



Business meeting with members of the Israeli Division, IAP and staff Pathologists of the Sheba Medical Center in Tel Aviv

In November 2017, I participated in the Surgical Pathology Update and Junior Academy meeting in Ho Chi Minh City, Vietnam organized by APIAP, in collaboration with the Ho Chi Minh City Oncology Hospital, and the IAP, Hong Kong Division. The meeting was attended by approx. 170 pathologists, mostly residents and junior pathologists. I must give the credit to Dr. Gary Tse for his outstanding organization of this event and for the selection of internationally known invited speakers. I hope that he will continue these meetings for the years to come. I have contributed with 3 presentations on Endocrine and Neuroendocrine Pathology.



Flyer of the APIAP Surgical Pathology update and Junior Academy



APIAP Conference: Receiving a present by the President of the Oncology Hospital (L), with George Netto and junior pathologists (R)

In December 2017, I participated in The 40th Annual Pakistan Association of Pathologist (PAP) Conference, Karachi, Pakistan, invited by Dr. Shahid Pervez. The meeting was attended by approx. 700 pathologists, residents and technicians. During the Conference I gave a plenary lecture and a long course in Endocrine Pathology.



Delivering plenary lecture in the PAP Conference in Karachi, Pakistan



With Dr. Muhammad Mubarak and pathologists of his Lab, after a 2 hrs course on Endocrine Pathology, at Cheblani Medical Center SUIT



During my travels, I noticed a wide diversity in the educational programs and duration of resident training in Pathology. For this reason, we decided with Dr. Dahlstrom to set-up an education symposium during this USCAP meeting in San Antonio.



After the Education symposium: With Ossamu Matubara, Ghazi Zaatari, Ray McMahon, Jane Dahlstrom, Blake Gilks and Shivayogi Bhusnurmath

As a continuation of the symposium we had last year in San Antonio, we expect to see the educational programs of three continents and think how we could contribute to the harmonization of resident's training programs worldwide. So, I would like to invite you to attend this Education Session on Tuesday, March 20.

Regarding the Goodwill/Visiting/Ambassador Program we had three excellent visits: In May and in June 2017, Dr. Kitty Pavakis from Greece and Dr. Bharat Nathwani from the USA completed their missions in Yerevan, Armenia and San Jose, Puerto Rico respectively. Also, in January 2018, Dr. Fernando Schmitt from Portugal accomplished his visit to Mozambique. From the evaluation reports, submitted by their hosts, we were convinced that all three visits were very successful.

As many of you, I noticed that there are several problems in the website of Central IAP. There is no frequent update, the lay-out is primitive and the keyword search is often wrong or misleading. The world map of the IAP Division, I proposed last year, was never introduced. Definitely, we need a friendly-user and up-to-date website. Dr. McMahon is working in the right direction with people from UK; I expect them to resolve these problems. However, the problem with the News Bulletin remains unsettled; I expect to see some progress soon.

There is a motivation from some countries to form their own IAP Divisions. I am in touch with pathologists from FYR of Macedonia, who intend to submit their official application soon. I have provided all the required information, hoping them to apply soon.

However, I have discouraged other groups from Armenia, Vietnam and Cambodia, for their resident training program is not in accordance with at least 4 years, a minimum requirement according to the IAP bylaws. I feel sorry about that. Instead, I have suggested to these countries to join temporarily the Assemblies of their regions until they change their training program.

During the last year I sent messages to Eastern European and African Divisions to attend webinars, organized by *"The Pathologist"* Journal and others.

I look forward in making more progress with various Divisions and Assemblies, and attend more scientific events. I have to express again my sincere thanks to all of you for your continuing support.

PRESIDENT'S REPORT, Dead Sea, Jordan, October 2018

Dear members of the Executive Committee and International Council, I have the honor to present my report to you.

I wish to welcome you all for participating in the thirty-second Congress of IAP in the unique place of Dead Sea, Jordan. Our Arab colleagues led by Dr. Ismail Matalaka, prepared an outstanding Congress. Jordan is the most secure place in Middle East, despite the unpleasant events in the surrounding countries, which continue for decades. Jordan is in the middle of several neighboring Asian and African countries underserved in Pathology. This facilitates pathologists from these countries to participate in the Congress.

During my 2-year tenure as President of the IAP, I had the chance to travel in several countries and participate in many scientific meetings. I met in person several local pathologists and acquired experience about education in Pathology worldwide.

On November 15, 2017, on the occasion of celebration of the International Pathology Day. I posted a video on YOUTUBE and other social media. In this video, I explain that word Pathology derives from two Hellenic words "ΠΑΘΟΣ" meaning "suffering" and "ΛΟΓΟΣ" meaning "reason". In other words, Pathology identifies the reason of suffering. I also emphasized that *"without Pathology there is no Medicine"*. The video got a lot of publicity in FB and Twitter with about 600 likes and 93 shares by individuals and organizations, including the USCAP.



**Without pathology,
there is no medicine.**
International #PathologyDay



YOUTUBE.COM
**George Kontogeorgos. A message for
the Pathology Day.**
Pathology Day, November 15th. A message from
George Kontogeorgos MD, PhD, President of the
International Academy of Pathology (IAP)....

Here is my video presentation for the International Pathology Day

On March 21, 2018, during the USCAP meeting in Vancouver I chaired with Dr. Dahlstrom an Education Symposium on *"Global Harmonization of Pathology Training"*. The speakers presented the resident training programs of their regions.



With Jane Dahlstrom and the speakers: Claude Couvelier, Athanasse Billis, Martin Hale and Paul Lewin

On June 11, 2018 during the 16th Congress of the Hellenic Society of Pathology in Thessaloniki, Greece I delivered a lecture presenting the *"diversity of education in Pathology worldwide"*.




Delivering my lecture to the Hellenic Society of Pathology

On August 22-26, 2018 I attended the Bone and Soft Tissue Pathology Course in memory of our past President Eduardo Santini Araujo. I had the honor to deliver the opening address on behalf of the IAP. It was an excellent Course organized by Sergio Sanchez Sosa, President of the Latin America Assembly in La Puebla, Mexico.



Poster of the Course and photo of Eduardo Santini Araujo

Representing the IAP, Dr. Antonio Lombard-Bosch and Dr. Yong Koo Park participated, together with other colleagues and friends of Eduardo, and members of his family including his wife Romina, his son Pedro and his daughter who come together with her baby. It was very emotional to listen to his friends speaking in a touching way, sometimes almost crying, while sharing their personal stories about him.



The label of his photo says:
"Dear brother, thank you!!!! So much!!!!!!!"

The last two days of my Stay in Mexico, I had the chance to visit Cancun and have a preview of the modern and functioning Congress Center and the hotel facilities. I was very much impressed.



On September 8-12, 2018, I participated in the 30th Congress of the European Pathology in Bilbao, Spain. I co-chaired with Dr. Dina Tiniakos, President of the ESP the joint ESP/IAP Session entitled *“From inspiration to publication: uniform requirements to having your work published in a Pathology journal”*.



Speakers and Chairs with Fred Bosman, Dina Tiniakos, Daniela Massi, Blake Gilks, Jane Dahlstrom and Daniel Berney

As a special occasion, the renowned Bilbao Symphonic Orchestra performed a world premier of my composition MIXITROPIA in the Congress Concert.



Maestro Massimo Spadano conducting the Bilbao Symphonic Orchestra, performing my composition MIXITROPIA.

On September 24-26, 2018, I participated in the 14th Biennale Conference of the Association of Pathologists of East Central and Southern Africa (APESCA) in Antananarivo, Madagascar. I had the honor to deliver a keynote lecture on *“Diversity of Education in Pathology under the Frames of IAP”*. It was also important to meet with officers of the African IAP Divisions and African Assembly and local pathologists. During this meeting we discussed over with Dr. Anne Marie Nelson the upcoming meeting of the African IAP Divisions. I wish they could conclude to a unique resident training program, in order to harmonize education in Pathology in Africa. I look forward to it!

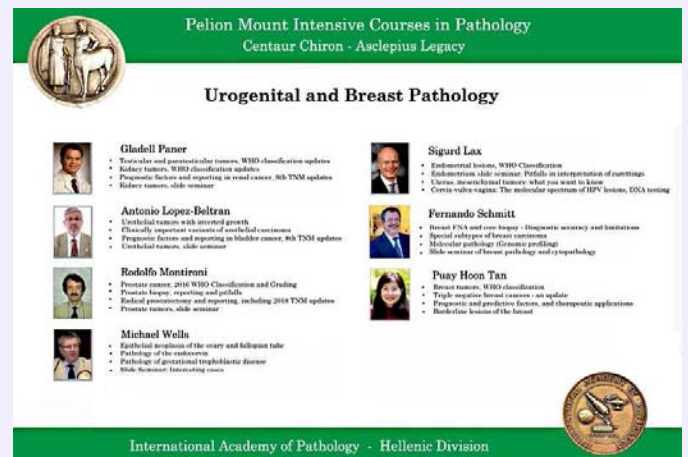


Delivering the keynote lecture in APESCA Conference



With Tanzanian pathologists in APESCA Conference

On April 22-24, 2018 I have organized an Intensive Course in Urogenital and Breast Pathology held in Agria, Greece. The scope of these annual Courses is to support mostly junior pathologists from neighboring countries underserved in Pathology.



Flyer of the of the Intensive Course





Seven renown speakers were invited, all contributors or/and panelists of the WHO tumor classification Blue Books. From the 114 pathologists who participated, 30 came from the Balkan countries (Albania, Bulgaria, Kosovo, FYR of Macedonia, Serbia and Romania) and Eastern European Countries (Armenia, Georgia and Israel). The course was supported by the Education Committee of the IAP. Details of this meeting are found in the Newsletter of the Hellenic Division posted in the website of the IAP:

<https://drive.google.com/file/d/14wu2EwDaPqrRR1qRPKcw1EAVENt93tDX/view>

In addition to my visits, I have motivated and supported pathologists from FYR of Macedonia to form their IAP Division. I had a very good collaboration with Dr. Kostadinova - Kunovska, President of the Division to achieve this goal and today I am glad to welcome this new Division.

I feel honored to be included again in the Power List of 2018 among the **"100 of the best, brightest, and most powerful advocates of Pathology"** according to THE PATHOLOGIST Journal Issue #0918 of last month. I have to admit that I feel grateful to the IAP and to all of you for giving me this power.



The cover of THE PATHOLOGIST Journal with the Power List and the relevant page including myself
<https://thepathologist.com/meta/get-the-pdf>

I am happy to see progress of the new IAP Website, which in the past years was very poor, difficult to access and find the requested information even using the appropriate key-words for searching. The current format has an advanced lay-out and the search system is user-friendly. However, several other things have to be done, such as a better accessibility of the IAP website by smart phones and tablets, the construction of the internet IAP World map and the continuation of the News Bulletin.

During my tenure as President I made efforts to accomplish the global mission of IAP to promote education in Pathology. I tried to encourage local specialists and junior pathologists by proclaiming that **"IAP is a scientific non political Association with doors open to all"**. My philosophy was that **"It is time for an educational revolution, in order to give power to all and make education in Pathology possible everywhere"**.

The time to pass the stick to the next President, my friend Dietmar Schmidt, is coming soon. I am wishing him all the best in his future mission, hoping that he will bring the Academy to higher and more advanced levels!

It has been a great honor and pleasure to be your President.

ADDITIONAL EVENTS

The Education Committee, in addition to other funding proposals for scientific activities, has accepted to send Dr. Gladel Panner from Chicago, USA as a Goodwill/Visiting Ambassador to Philippines.



With members of the Education Committee

During the International Council meeting in Jordan, the Nominating Committee nominated as President Elect Dr. Robert Osamura from Japan, who has served for many years the Academy as Vice President for Asia. His nomination was approved unanimously by the Council.

The Gold Medal Award Committee nominated me as recipient of the Gold Medal of the IAP. I had the honor to receive this Award, which represents the highest distinction of the Academy. The David F. Hardwick Gold Medal is **"Awarded for outstanding contributions in International Pathology Education and Research"**. I must confess, the moment I received the Award, was the most significant of my scientific life.



The Gold Medal Awards of the IAP were initiated at the IAP Congress in Budapest in 1996 by David Hardwick who donated the first medals. An initial 6 awards were made. The Gold Medal Award is for members of the Academy demonstrating leadership by creating and fostering Academy activities that are of International significance. In order to capture the full breadth of such activities, achievements in Pathology Education and Research or Pathology Practice are identified as eligible for recognition. Some awardees over the past decades have provided (or presided over) transformational changes in the Academy such as the transition from IAMM to IAP while others have been enquiring educators, renowned researchers and leading figures in Diagnostic Pathology, Internationally. The Gold Medal Nominating Committee nominates candidates to be awarded at each biennial international Congress of the IAP.



Receiving the Gold Medal Award

My honorable distinction created a great impact with several nice commentaries I received, as shown below:

Your President's Report of what you accomplished in fulfilling the Mission of the IAP during your tenure as IAP President, was truly amazing. So, I am delighted. Your contribution to global Pathology education has been widely acknowledged and greatly praised.

Kristin Henry, Nominating Committee, former President, IAP

You served as Europe VP, President-Elect and President with such distinction that you are the best role model for us all.

HK Ng, Gold Medal Committee, IAP

Your long association with IAP on the highest level as a VP for Europe, a Goodwill Ambassador, and as President Elect and finally as President, for many years is highly valued and appreciated. The Gold Medal is a symbolic token of appreciation for all the great work you did particularly in Eastern Europe and former Soviet Union countries.

Samir Amr, Gold Medal Committee, former President, IAP

Let me congratulate you on your presidency of the IAP for the last two years, as well as for the great success of the Dead Sea Congress. Not only the numerous trips you have undertaken in this period, but also the political way you have dealt with the IAP problems. You can be proud of these last two years as President. The IAP is very active and has extended its presence around the world.

Antonio Llombart, Nominating Committee former President, IAP

I can think of nobody more appropriate to received the IAP Gold Medal than you! Your contribution to the IAP is truly superb.

David F. Hardwick, Chair, Gold Medal Committee, IAP

Five Divisions supported their bids to host the International Congress of the IAP of 2024 including France, Italy, Japan, Mexico and Spain. All bids were outstanding including presentation of Venue, Convention Center, hotel accommodation and transportation facilities. They also included video clips and photographic documentation. After electronic vote by the members of the International Council, the Mexican Division succeeded.



Congratulating Dr. Sergio Sanchez Sosa, President of the Latin America Assembly for the successful bid

The Ceremony of installation of the up-coming President of the IAP took place during the General Assembly meeting, where I transferred the Presidential Medallion and the Gavel to Dr. Dietmar Schmidt. His tenure as President starts on December 1, 2018. I am wishing him success!



Transfer of the IAP Flag Ceremony



IAP Presidents' Forum: Bob Osamura, Antonio Llobart-Bosch, Kristin Henry, George Kontogeorgos, Dietmar Schmidt, Samir Amr



Ceremony of installation of the up-coming President



With Dr. Ossamu Matubara, Dr. Günter Klöppel, Japanese colleagues and friends



With Dr. Sitki Tuzlali, Dr. Fernando Schmitt, Turkish and Portuguese colleagues and friends

The closing Ceremony took place the last day. As I pointed out in the Opening Ceremony, the success of the Congress was due to the hard work of the President Dr. Ismail Matalaka and his team. I congratulated especially Dr. Maysa Al Hussaini, President of the Arab Division, the members of Scientific and Executive Committee, and all other people who worked behind the curtain to organize such an outstanding event, which has been recorded in the history of the IAP.

**George Kontogeorgos MD, PhD, President, IAP
November 10, 2018**



Next meetings: USCAP 2019, National Harbor MD, USA
IAP 2020, Glasgow, UK






Dead Sea, Jordan - View to East Bank from Hilton Hotel



Wadi Rum, Jordan – Sunset in the Read Desert



Petra, Jordan – The Lost City





MOUNT PELION INTENSIVE COURSES IN PATHOLOGY



Centaur Chiron - Asclepius Legacy
Organized by the Hellenic Division, IAP
hellenicdivisionofiap@gmail.com
website: <https://hd-iap.gr/>



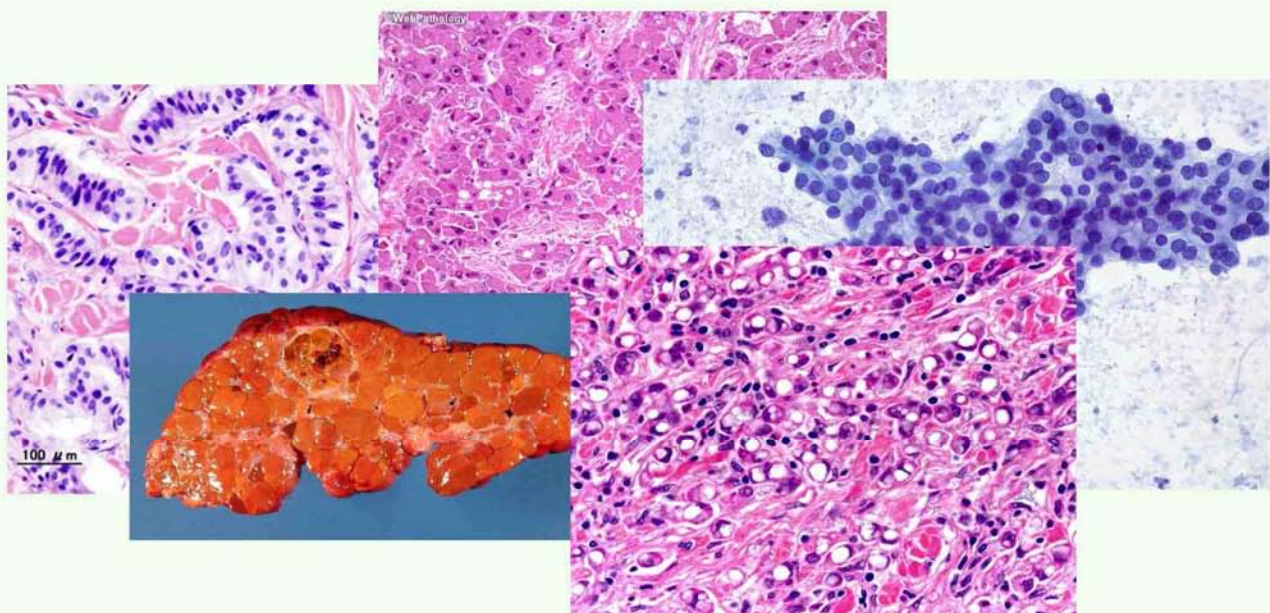
Digestive Pathology

May 12 to 14, 2019, Agria, Greece

Valis Hotel and Conference Center
Agria - Volos, Greece
reservations@valisresort.gr

Invited speakers:

Volkan Adsay, Istanbul, Turkey
Fred Bosman, Rotterdam, Netherlands
Jean-François Flejou, Paris, France
Prodromos Hytiroglou, Thessaloniki, Hellas
Paul Komminoth, Zürich, Switzerland
Peter Schirmacher, Heidelberg, Germany
Neil Shepherd, Gloucestershire, UK
Neil D. Theise, New York, USA
Giuseppe Zamboni, Verona, Italy





Registration Form

* Registration Fee: 50 Euros for Members of IAP Hellenic Division and Residents
80 Euros for non-Members of IAP Hellenic Division
50 Euros for participants from Balkan Peninsula countries
80 Euros for participants from other countries
100 Euros on-site registration for all
(includes all lectures, handouts & tea - coffee breaks)

Title	Last Name
Given Name	
Address	
	Country
Phone	Fax
E-mail	

On-line registrations open by January 2019: <https://hd-iap.gr>. Alternatively, pay registration fee to Piraeus Bank, IBAN: GR1201720760005076045344422, SWIFT Code: PIRBGRAA and e-mail the complete form with the Bank receipt to: hellenicdivisionofiap@gmail.com

* Members of the Hellenic IAP Division must have paid their dues for the year 2019

Early bird offer until April 20, 2019: Full board accommodation May 12-15, 2019 (3 nights, 4 days) at VALIS Hotel: Single room 255 € and double room 335 €. Additional Tax: 4 € per room per night. Please, contact: Tel: +30-24280-97260 - 5, or Fax: +30-24280-97200 or directly to e-mail: reservations@valisresort.gr
Note: Due to a limit number of rooms, the offer will be based on "first come-first served"

* Countries of Balkan Peninsula (former Yugoslavia, Romania, Bulgaria and Albania)

Intensive Course in Digestive Pathology

May 12 to 14, 2019

Valis Hotel and Conference Center
Agria-Volos
Greece

Organized
by the Hellenic Division of the
International Academy of Pathology



Pelion Mount Intensive Courses in Pathology Centaur Chiron - Asclepius Legacy



Digestive Pathology



Jean-François Flejou

- Barrette Esophagus and Esophageal Carcinoma
- Gastric Carcinomas -WHO Classification and TNM updates
- MALT Lymphoma
- Gastric Tumors, Slide Seminar: Interesting case presentations



Giuseppe Zamboni

- Ductal carcinoma and solid non adenocarcinoma
- Cystic/intraductal tumors (IPMN, IOPN, ITPN, MCN)
- Frozen section for pancreatic masses/pancreatic cytology
- Slide Seminar: Interesting case presentations



Neil D. Theise

- Liver and Intrahepatic bile duct tumors.
- Secondary tumors, differential diagnostic approach
- Liver stem cells, and adult stem cell plasticity
- Slide Seminar: Interesting case presentations



Paul Komminoth

- Gastric NENs - WHO classification and TNM updates
- Intestinal NENs - WHO classification and TNM updates
- Pancreatic NENs - WHO classification and TNM updates
- Slide Seminar: Interesting case presentations



Prodromos Hytioglou

- Chronic hepatitis: grading and staging
- Precancerous hepatocellular lesions
- Diagnostic algorithm for hepatocellular tumors
- Slide Seminar: Selected cases with vascular hepatic pathology



Fred Bosman

- Pathology of colorectal cancer
- Ulcerative colitis, Crohn's disease, an update
- Slide seminar: Interesting cases, polyps of the colorectum
- WHO classifications-innovations and perspectives



Volkan Adsay

- Gallbladder pathology (dysplasia carcinoma etc)
- Ampullary and bile duct tumors / Bile duct brushings
- Appendiceal tumors
- Slide Seminar: Interesting case presentations



Neil Shepherd

- How to report duodenal biopsies
- The pathology of polyposis syndromes and Lynch syndrome
- Spindle cell tumors of the gut: diagnosis and treatment
- Slide Seminar: Interesting case presentations



Peter Schirmacher

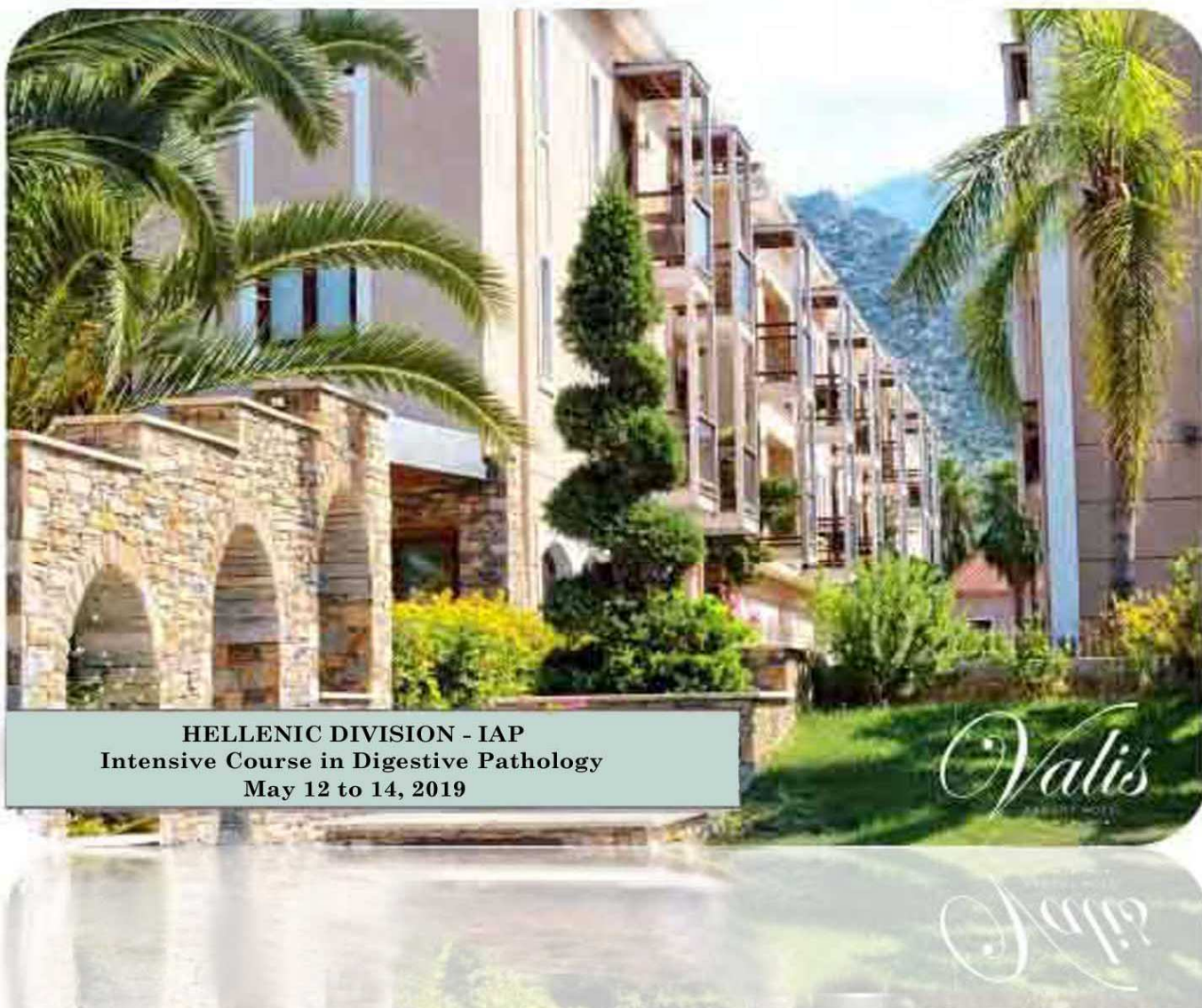
- Molecular mechanisms of Hepatobiliary Tumors
- Molecular pathology cases focused on hepatobiliary tumors
- The role of Researcher and how to write a paper





Valis

all season all classic ★ ★ ★ ★ ★



HELLENIC DIVISION - IAP
Intensive Course in Digestive Pathology
May 12 to 14, 2019

Valis Hotel & Conference Center
P.C. 37300 Agria Volos Greece
Tel: +30-24280-97260 - 5
Fax: +30-24280-97200
reservations@valishotel.gr
website: www.valisresort.gr



NEXT COURSE

INTENSIVE COURSE IN DIGESTIVE PATHOLOGY



Centaur Chiron - Asclepius Legacy

Organized by the Hellenic Division, IAP

May 12-14, 2019

VALIS Hotel, Agria, Magnesia, Greece

<https://hd-iap.gr/>



Digestive Pathology will be the topic of the next course that will take place in May 12-14, 2019. We promise to construct a comprehensive scientific program. Please, mark the date in your calendar and come back again to Agria.



hellenicdivisionofiap@gmail.com

George Kontogeorgos,
President, IAP

Executive Committee, Hellenic Division-IAP

Kitty Pavlakis,
President

Rodoula Tringidou,
Secretary,

Paraskevi Tziakou,
Treasurer

Dina Tiniakos,
Member

George Kontogeorgos,
Past President

